

Indian Springs ES

State of the School
January 2024



Ohio Department of Education State Report Card



Indian Springs Elementary School

School at a glance ▾



Exceeds state
standards

Overall Rating

Districts and schools receive an overall rating of 1 to 5 stars in half-star increments. The overall rating is comprised of five rated components. The College, Career, Workforce and Military Readiness Component is report only and does not contribute to the overall rating on the 2023 Ohio School Report Cards.



Components of the Report Card

Achievement - This component represents whether student performance on state tests met established thresholds and how well students performed on tests overall.

Progress - This component looks closely at the growth all students are making based on their past performances.

Gap Closing - The Gap Closing Component is a measure of the reduction in educational gaps for student subgroups.

Graduation - The Graduation Component is a measure of the four-year adjusted cohort graduation rate and the five-year adjusted cohort graduation rate.

Early Literacy - The Early Literacy Component is a measure of reading improvement and proficiency for students in kindergarten through third grade.

College, Career, Workforce and Military Readiness - This component looks at how well-prepared Ohio's students are for future opportunities, whether training in a technical field or preparing for work or college.



How did ISE do on each component?

Achievement

This component represents whether student performance on state tests met established thresholds and how well students performed on tests overall.



Exceeds state standards in academic achievement

[View More Data](#)

Progress

This component looks closely at the growth all students are making based on their past performances.



Significant evidence that the school exceeded student growth expectations.

[View More Data](#)

Gap Closing

The Gap Closing Component is a measure of the reduction in educational gaps for student subgroups.



Exceeds state standards in closing educational gaps

[View More Data](#)

Gifted

Graduation

The Graduation Component is a measure of the four-year adjusted cohort graduation rate and the five-year adjusted cohort graduation rate.

[View More Data](#)

Early Literacy

The Early Literacy Component is a measure of reading improvement and proficiency for students in kindergarten through third grade.



Meets state standards in early literacy (K-3).

[View More Data](#)

College, Career, Workforce and Military Readiness

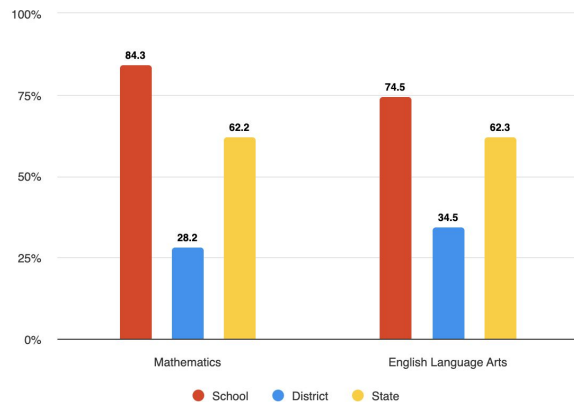
This component looks at how well-prepared Ohio's students are for future opportunities, whether training in a technical field or preparing for work or college.

[View More Data](#)

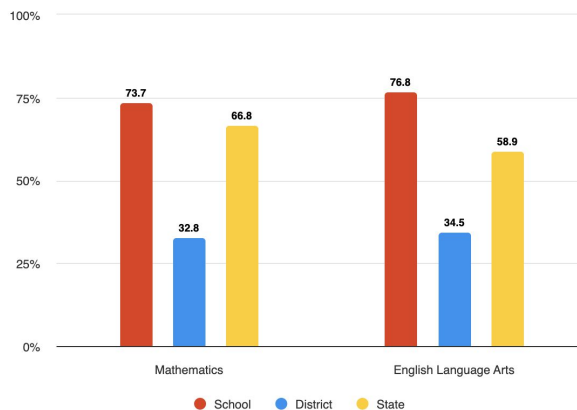


Achievement

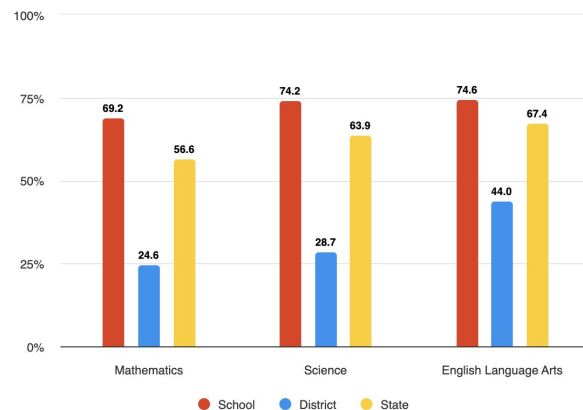
Third Grade



Fourth Grade



Fifth Grade





Progress

- Significant evidence that the school exceeded student growth expectations by a larger magnitude
- Significant evidence that the school exceeded student growth expectations
- Evidence that the school met student growth expectations
- Significant evidence that the school fell short of student growth expectations
- Significant evidence that the school fell short of student growth expectations by a larger magnitude
- Value Added data is not available

Progress Details

These tables show the Progress scores by test grade and subject for students in grades 4-8 and some end-of-course tests, and includes up to three years of data as available.

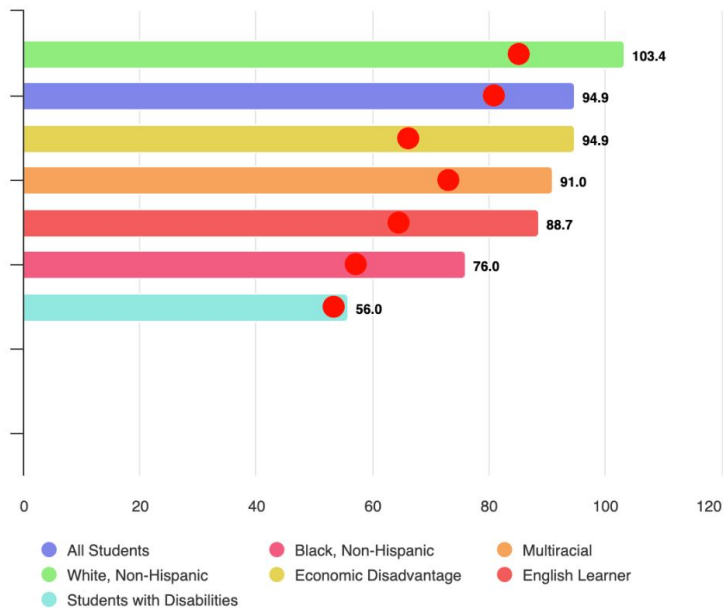
Test Grade	Progress			
	English Language Arts	Mathematics	Science	All Tests
All Grades				
4th Grade				
5th Grade				



Gap Closing

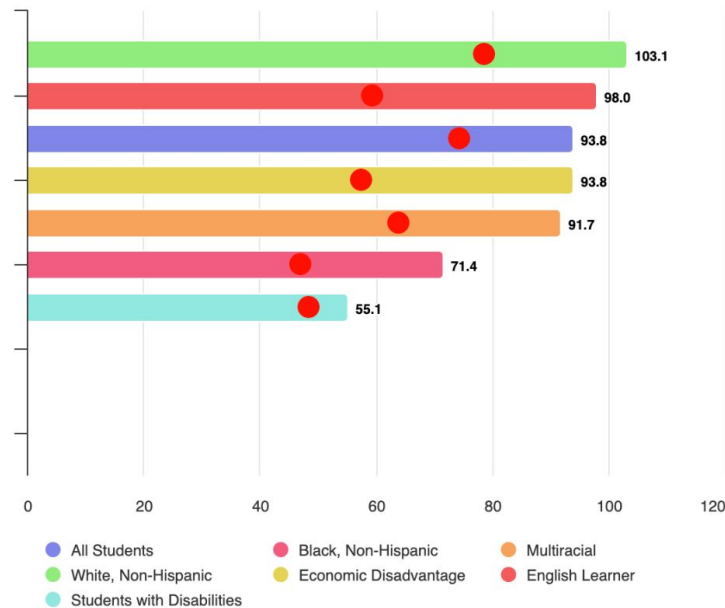
English Language Arts Achievement

Performance Index by Subgroup



Math Achievement

Performance Index by Subgroup






Early Literacy

Promotion to Fourth Grade

The Promotion to Fourth Grade measure is the percentage of third grade students who were promoted to fourth grade.





Attendance

Chronic Absenteeism is defined as missing 10% or more of the school days. This includes tardies and early leaves. It is counted by the minute.

	Chronic Absenteeism Rate
All Students	26.8%
Am. Indian or Alaskan Native	NC
Asian or Pacific Islander	NC
Black, Non-Hispanic	36.3%
Hispanic	21.2%
Multiracial	37.4%
White, Non-Hispanic	20.2%
Economic Disadvantage	26.8%
English Learner	28.7%
Students with Disabilities	35.3%



We work on attendance through our PBIS (Positive Behavior Intervention and Support) program.

- 2 Days or Less for Success
- Extra recess with 90% or more for 12 days in a row in a homeroom
- Teacher/Parent Communication
- Check in/Check Out program
- Goal setting with Action Care Team
- Relationship building with staff and students



SEL at ISE

Classes visit Mrs. Kay monthly for a SEL lesson and then interact with play-based centers to practice cooperative social skills.





SEL



SEL Book Clubs for 3rd & 5th Grades

Career visitors during lunch to introduce students to a variety of career fields.



Kindness Corps 2nd-4th grade meet 1x/month to learn about different populations in our community. Students complete a service project to support that population each meeting.

Tier 2 Small Group Interventions:

- Worry/Anxiety
- Executive Functioning
- Self Confidence

New Student Lunches

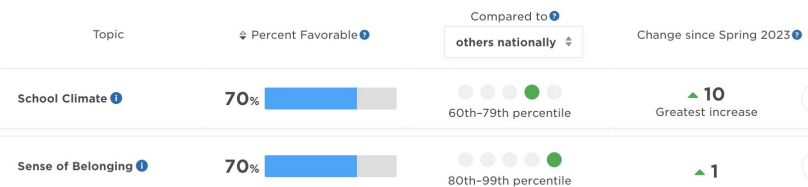


ISE received the Ohio School Counselor Accountability Report award for the 2022-2023 school year!

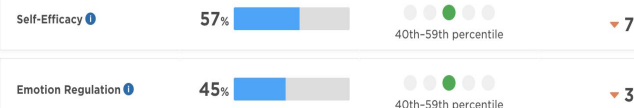


What does our Panorama Data show?

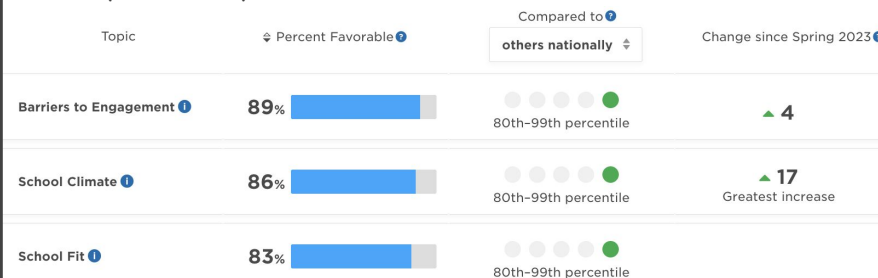
Glow (Students)



Grow (Students)



Glow (Families)



Grow (Families)

Family Survey

70 responses | [show breakdown](#)

Currently have 363 students

PBIS Programming in addition to the Attendance activities.

- Self-Managers
 - Selected few get yard signs
 - One per staff member every two weeks
- Classroom Falcon Tokens
 - Winning class every two weeks can choose from various rewards
 - PJ day
 - Movie and popcorn
 - Extra recess
 - Many more options
- VOICES Group
 - Playground needs
 - Panorama data
 - PBIS support - Videos

